

SITEGUARD

ANTI - FALL TROUGH GUARD

HOW IT WORKS:

The purpose of a SiteGuard safety guard is to prevent a person from falling through a natural ventilator.

APPLICATION:

In industrial, commercial and public buildings, where natural ventilators have been or will be installed, a SiteGuard prevents a person from falling through such a ventilator, e.g. during the course of maintenance or when snow has to be removed from the roof in winter, etc.

FEATURES AND BENEFITS:

The guard has been modelled on the spider web, an ingenious natural creation. Should a person fall onto the guard, the forces generated are absorbed by it and they are not transferred onto the building structure. It has been proven that fitting a SiteGuard into a ventilator throat has no negative impact on the aerodynamic performance of the natural ventilator installed above it. SiteGuard is extremely light, robust and cost effective.

For further info please see the next page.



KEY FEATURES

Strong

The **300 J SiteGuard** has been tested in accordance with the GS-Bau 18 (as of February 2001) standard. A **300 J SiteGuard** test sample has been able to withstand a load of **600 joules**.

The **1200 J SiteGuard** has been tested for resistance to falling through in accordance with EN 1873:2014 and EN 14963:2006 and can withstand a load of **1200 joules**.

Safe

SiteGuard prevents a person falling through a guard.

Thanks to its sophisticated lattice structure it is extremely light, robust and

cost effective

Simple installation

The various kinds of SiteGuards can easily and quickly installed.

Aerodynamic performance unaffected

The design of the guard means that a SiteGuard has no negative impact on the aerodynamic performance of the natural ventilator installed above it.

GUARANTEED SAFETY – IN ALL SITUATIONS

A SiteGuard safety guard is integrated into a natural ventilator. Thanks to its sophisticated lattice structure, SiteGuard can absorb the high forces placed on it by a person falling onto it, owing to its special design. Such forces are not transferred onto the building structure.

SiteGuard is made from galvanized steel (1 to 1.5 mm thick) and can be powder coated if desired.

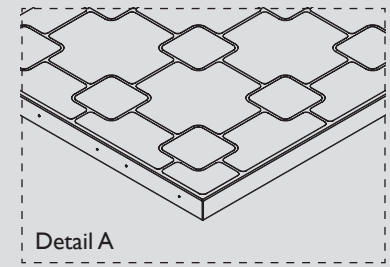
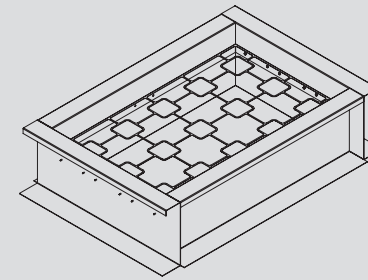
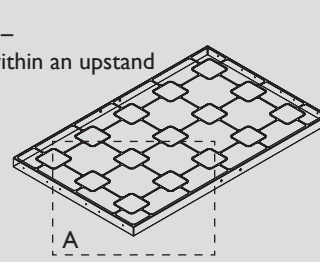
The dimensions of the individual guards range from 1000 mm to 2500 mm in width and from 620 mm to 1350 mm in length. Safeguard systems are either installed into or on the base of the natural ventilator. Five different types are available for this purpose. SiteGuard systems are also suitable for installation into roof lights.

Minimal time to install: The guard is simply placed between the upstand and the ventilator and attached to the ventilator. SiteGuard is suitable both for new installations and for retrofits.

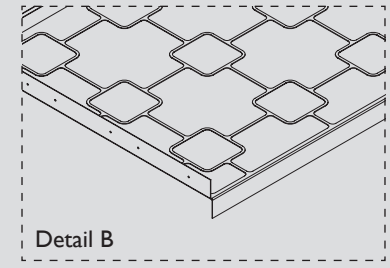
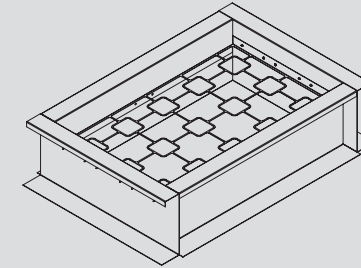
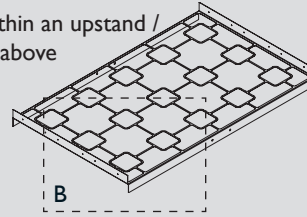
Fitting a SiteGuard into a ventilator throat has no negative impact on the aerodynamic performance of the natural ventilator installed above it, thus there is no loss of EN 12101-2 certification. There are external certificates to prove this.

The difference between 300 J and the 1200 J SiteGuard systems is that with the latter there is additional stiffening in the corners of the units. As a result the 1200 J SiteGuard has been proven to be capable of absorbing 1200 joules of energy.

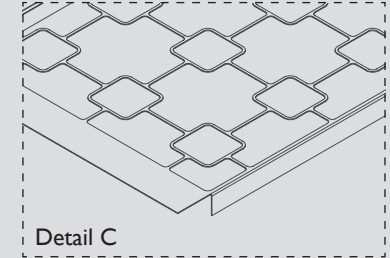
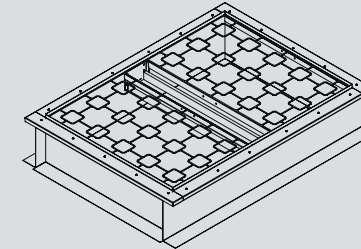
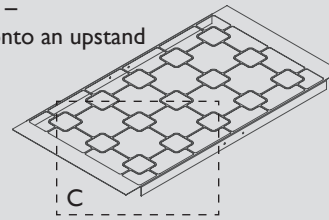
SiteGuard – Installed within an upstand



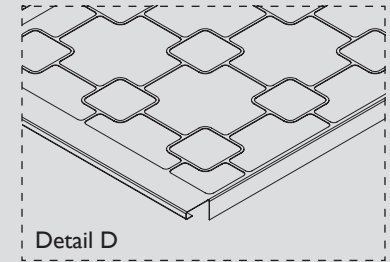
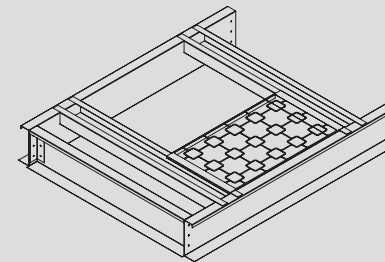
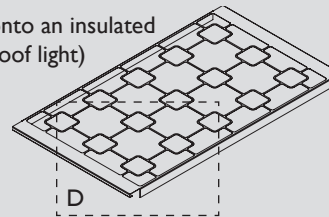
SiteGuard – Installed within an upstand / fitted from above



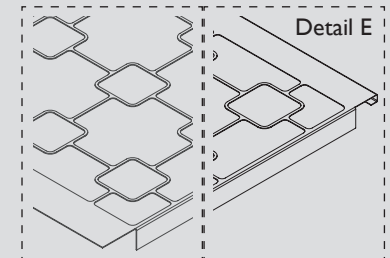
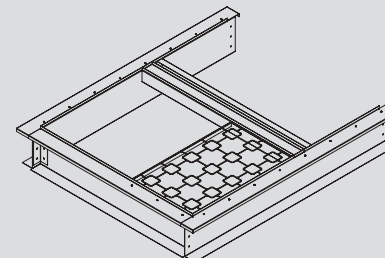
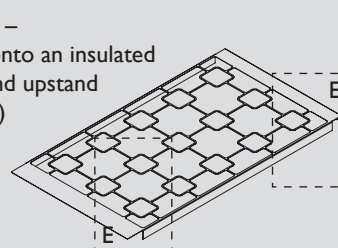
SiteGuard – Installed onto an upstand



SiteGuard – Installed onto an insulated channel (roof light)



SiteGuard – Installed onto an insulated channel and upstand (roof light)



All the illustrations here show a 300 J SiteGuard



Colt International Licensing Ltd reserves the right to amend product specifications without prior notice. The information and technical details included in this literature are given in good faith and apply to uses described. Recommendations for use should be verified for suitability and compliance with actual requirements, specifications and any applicable laws and regulations. For other applications or conditions of use, please contact our technical team, the advice of which should be sought for uses of our products that are not specifically described herein. To ensure you are viewing the most recent and accurate product information, please scan the QR code.

